



NAME _____

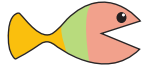
DATE _____

COMPARING

Complete the charts so that the fish is eating the greater number.

a)

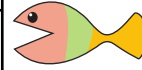
Tens	Ones
	2



Tens	Ones
2	9

f)

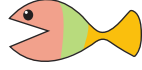
Tens	Ones
4	



Tens	Ones
2	

b)

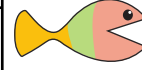
Tens	Ones
1	



Tens	Ones
1	0

g)

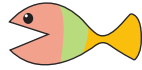
Tens	Ones
1	



Tens	Ones
1	5

c)

Tens	Ones
3	9



Tens	Ones
	4

h)

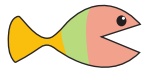
Tens	Ones
2	6



Tens	Ones
1	

d)

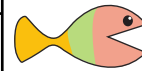
Tens	Ones
2	7



Tens	Ones
4	

i)

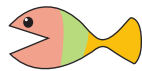
Tens	Ones
2	



Tens	Ones
3	1

e)

Tens	Ones
3	



Tens	Ones
3	7

j)

Tens	Ones
1	9



Tens	Ones
	3