

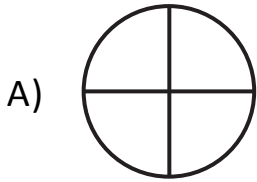


NAME _____ DATE _____

IDENTIFY THE PARTS

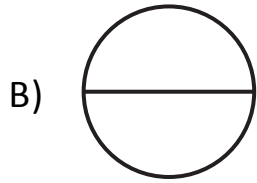
1. Label the shaded part of each picture as one half of the shape or one quarter of the shape.

Example:

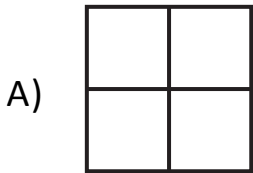


Which shape has been cut into more equal parts? A

Which shape has larger equal parts? B

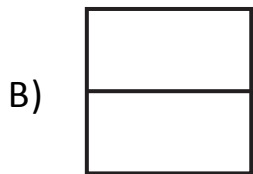


Which shape has smaller equal parts? A



Which shape has been cut into more equal parts? ____

Which shape has larger equal parts? ____



Which shape has smaller equal parts? ____



Which shape has been cut into more equal parts? ____

Which shape has larger equal parts? ____



Which shape has smaller equal parts? ____