



NAME \_\_\_\_\_

DATE \_\_\_\_\_


## ARRANGEMENT OF ROWS AND COLUMNS

Use math drawings to compose a rectangle with square tiles.

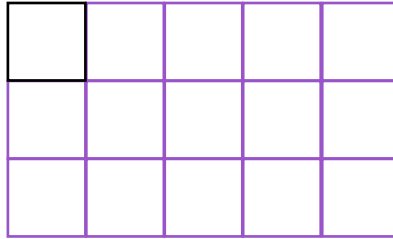
Example:

Complete the following arrays without gaps or overlaps. The first tile has been drawn for you.

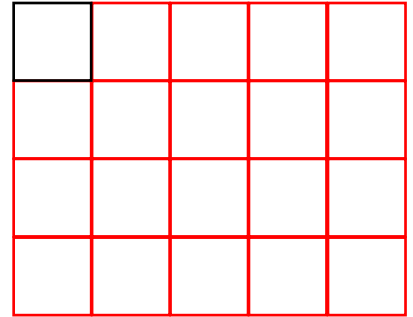
a) 3 rows of 4



b) 5 columns of 3



c) 5 columns of 4



1) Complete the following arrays without gaps or overlaps. The first tile has been drawn for you.

a) 4 rows of 5



b) 5 columns of 2



c) 4 columns of 3



2) Complete the following arrays without gaps or overlaps. The first tile has been drawn for you.

a) 4 rows of 5



b) 2 rows of 6



c) 4 columns of 4

