



NAME \_\_\_\_\_

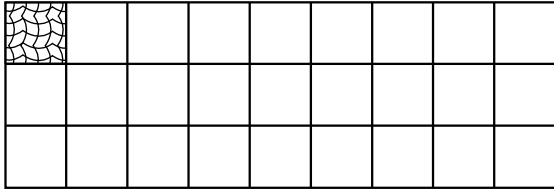
DATE \_\_\_\_\_

## ARRANGEMENT OF ROWS AND COLUMNS

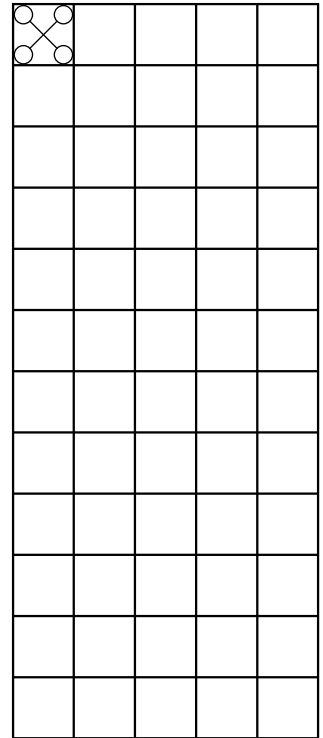
Use math drawings to compose a rectangle with square tiles.

1) Complete the following arrays without gaps or overlaps. The first tile has been drawn for you.

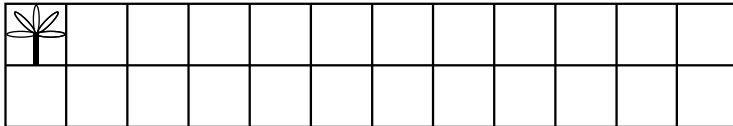
a) 3 rows of 9



b) 5 columns of 12

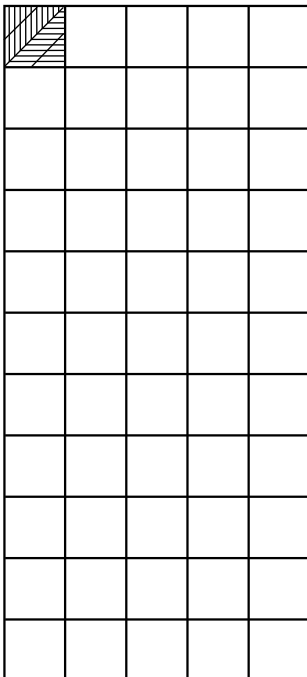


c) 2 rows of 12

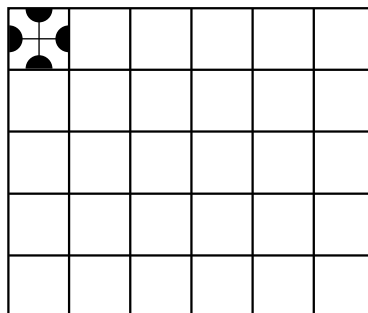


2) Complete the following arrays without gaps or overlaps. The first tile has been drawn for you.

a) 5 columns of 11



b) 5 rows of 6



c) 3 columns of 6

