



NAME _____

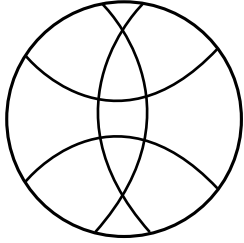
DATE _____

COUNT THE EDGES

Edge = where two surfaces join.

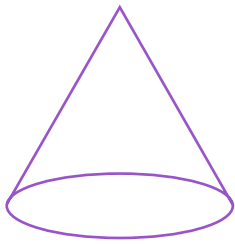
Example:

Sphere

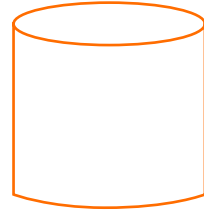


0 edges

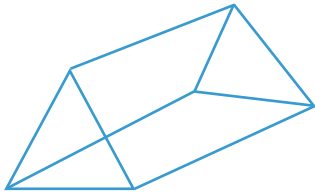
1) Cone



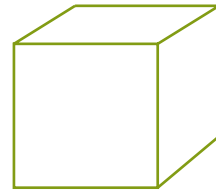
2) Cylinder



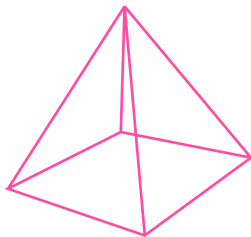
3) Triangular Prism



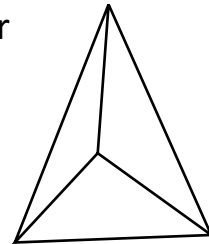
4) Cube



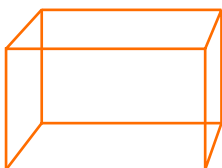
5) Pyramid



6) Triangular Pyramid.



7) Rectangular Prism



8) Sphere

